

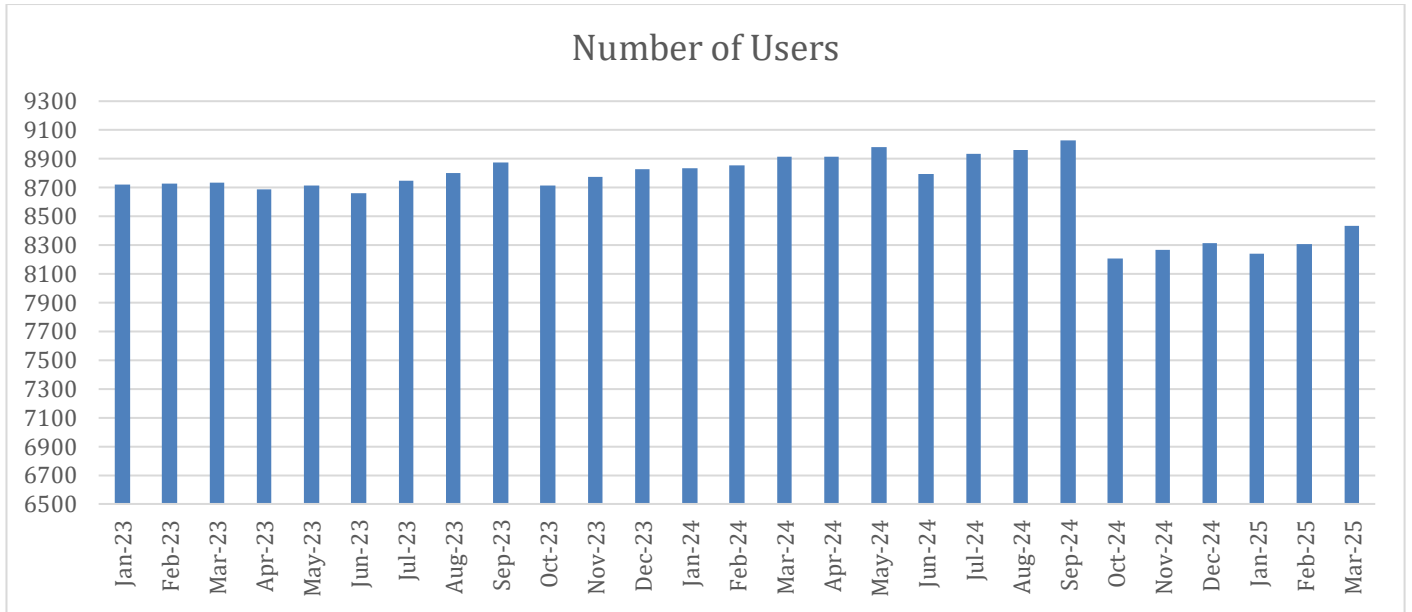
Monthly report for Healthmail, secure clinical email



March 2025

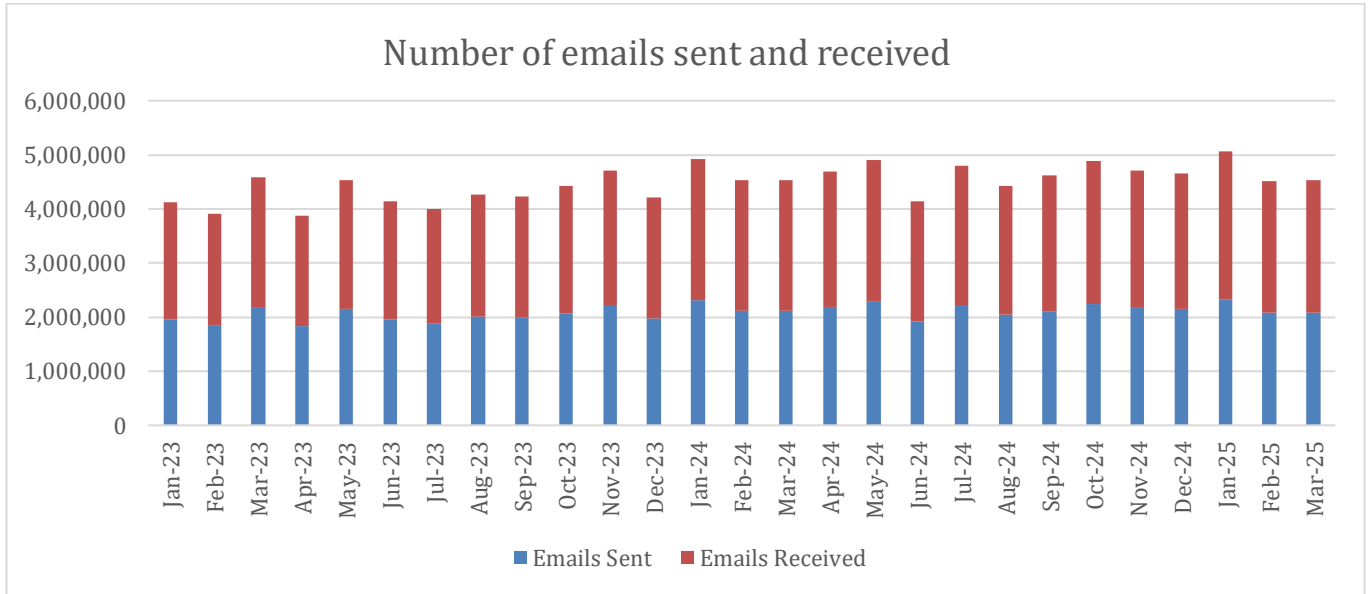
1. Mailboxes by user group

	GP	GP Support	Community Pharmacy	Nursing Home	Optometrist	Dentist	Private Consultant	Physio	Dietitian	Chiropractor	Occupational Therapist	Total
March 2025	3655	920	1979	437	151	440	471	226	35	22	97	8433
February 2025	3639	915	1982	439	150	437	465	228	36	11	6	8308
January 2025	3613	912	1981	438	146	432	453	223	36	5		8239
December 2024	3639	919	1990	441	154	434	449	246	38			8310
November 2024	3630	914	1990	440	152	420	438	244	38			8266
October 2024	3608	908	1988	438	150	411	427	239	37			8206
September 2024	4432	905	1989	444	146	422	416	236	39			9029
August 2024	4411	898	1986	441	138	411	408	228	37			8958
July 2024	4396	898	1987	438	143	398	403	232	37			8932
June 2024	4294	893	1986	437	142	388	397	222	36			8795
May 2024	4366	919	1992	449	144	415	413	241	41			8980
April 2024	4348	915	1992	448	141	403	396	233	41			8917
March 2024	4340	912	1989	450	145	404	382	252	40			8914
February 2024	4321	908	1987	447	141	392	369	248	40			8853
January 2024	4323	903	1988	446	142	383	366	251	35			8837
December 2023	4298	902	1985	443	140	378	353	291	34			8824
November 2023	4279	899	1985	440	136	372	347	288	31			8777
October 2023	4247	890	1979	439	135	369	339	287	29			8714
September 2023	4264	941	2007	448	148	396	350	284	34			8872
August 2023	4244	932	2006	447	145	386	331	280	32			8803
July 2023	4220	929	2003	443	143	379	321	278	28			8744
June 2023	4162	936	2001	442	143	370	308	274	27			8663
May 2023	4199	935	2034	461	143	366	301	267	10			8716
April 2023	4175	929	2032	458	143	356	302	274	16			8685
March 2023	4169	930	2031	458	137	347	287	374				8733
February 2023	4168	929	2030	455	130	364	281	372				8729
January 2023	4197	927	2025	456	119	357	265	373				8719



2. Emails Sent and Received

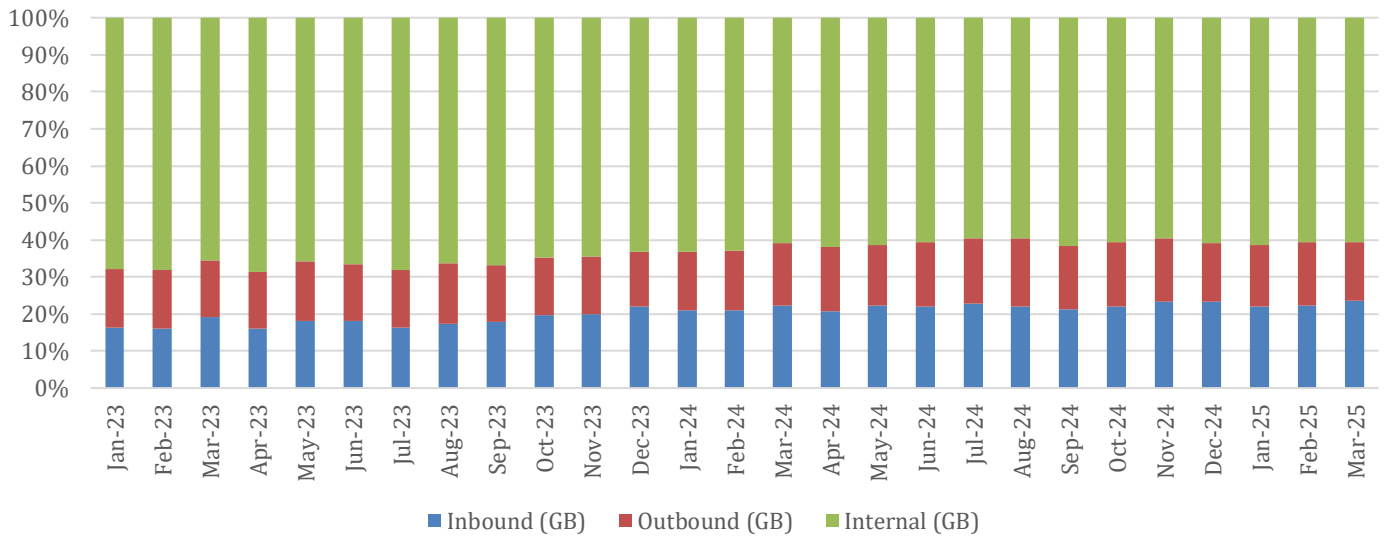
	Emails Sent	Emails Received
March 2025	2,084,234	2,448,345
February 2025	2,081,459	2,427,025
January 2025	2,337,488	2,721,153
December 2024	2,147,916	2,502,302
November 2024	2,175,506	2,529,854
October 2024	2,248,024	2,629,503
September 2024	2,097,967	2,527,520
August 2024	2,046,801	2,380,681
July 2024	2,219,032	2,577,543
June 2024	1,925,211	2,220,198
May 2024	2,290,243	2,612,744
April 2024	2,195,503	2,503,698
March 2024	2,111,889	2,411,996
February 2024	2,125,675	2,413,879
January 2024	2,313,428	2,609,304
December 2023	1,979,543	2,235,688
November 2023	2,214,986	2,489,447
October 2023	2,072,263	2,355,431
September 2023	1,991,900	2,243,802
August 2023	2,019,142	2,246,923
July 2023	1,894,364	2,106,884
June 2023	1,962,924	2,183,164
May 2023	2,147,726	2,379,507
April 2023	1,832,615	2,042,376
March 2023	2,165,573	2,416,252
February 2023	1,847,960	2,065,945
January 2023	1,966,047	2,157,722



3. Volume of Data Transmitted

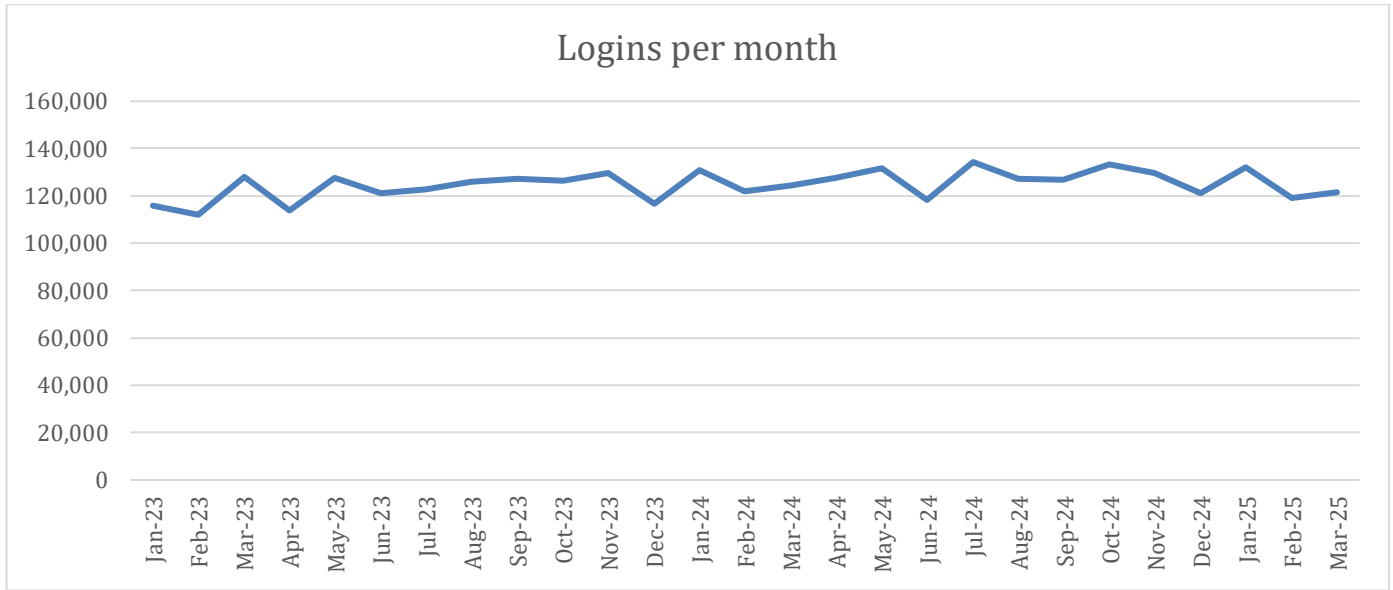
	Inbound (GB)	Outbound (GB)	Internal (GB)	Total Volume (GB)
March 2025	104	71	268	443
February 2025	90	70	246	405
January 2025	95	71	263	430
December 2024	87	60	228	374
November 2024	100	73	254	427
October 2024	93	72	255	420
September 2024	82	67	239	388
August 2024	85	72	231	388
July 2024	96	74	250	420
June 2024	77	60	211	348
May 2024	90	66	249	405
April 2024	84	70	251	404
March 2024	85	65	233	383
February 2024	79	61	238	378
January 2024	81	61	245	387
December 2023	68	45	195	308
November 2023	82	64	266	412
October 2023	69	55	227	351
September 2023	68	59	255	382
August 2023	59	56	226	340
July 2023	58	55	241	354
June 2023	59	50	216	325
May 2023	63	55	227	345
April 2023	48	46	205	299
March 2023	69	55	235	359
February 2023	49	48	207	303
January 2023	50	48	208	307

Volume of data transmitted



4. Number of Logins

	Logins
March 2025	121,711
February 2025	118,906
January 2025	132,116
December 2024	121,323
November 2024	129,674
October 2024	133,445
September 2024	126,821
August 2024	127,309
July 2024	134,267
June 2024	118,462
May 2024	131,735
April 2024	127,667
March 2024	124,330
February 2024	122,110
January 2024	131,028
December 2023	116,678
November 2023	129,682
October 2023	126,397
September 2023	127,373
August 2023	126,098
July 2023	122,601
June 2023	121,238
May 2023	127,805
April 2023	113,901
March 2023	128,009
February 2023	112,016
January 2023	115,907



5. Emails to Pharmacies

	Emails
December 2024	1,910,152
November 2024	1,896,408
October 2024	1,950,389
September 2024	1,825,135
August 2024	1,751,781
July 2024	1,892,330
June 2024	1,684,752
May 2024	1,988,579
April 2024	1,919,757
March 2024	1,817,345
February 2024	1,825,670
January 2024	1,991,098
December 2023	1,723,843
November 2023	1,878,915
October 2023	1,786,741
September 2023	1,675,331
August 2023	1,676,443
July 2023	1,592,383
June 2023	1,666,613
May 2023	1,832,733
April 2023	1,569,546
March 2023	1,857,429
February 2023	1,590,945
January 2023	1,639,881

Number of emails sent to Pharmacies

