

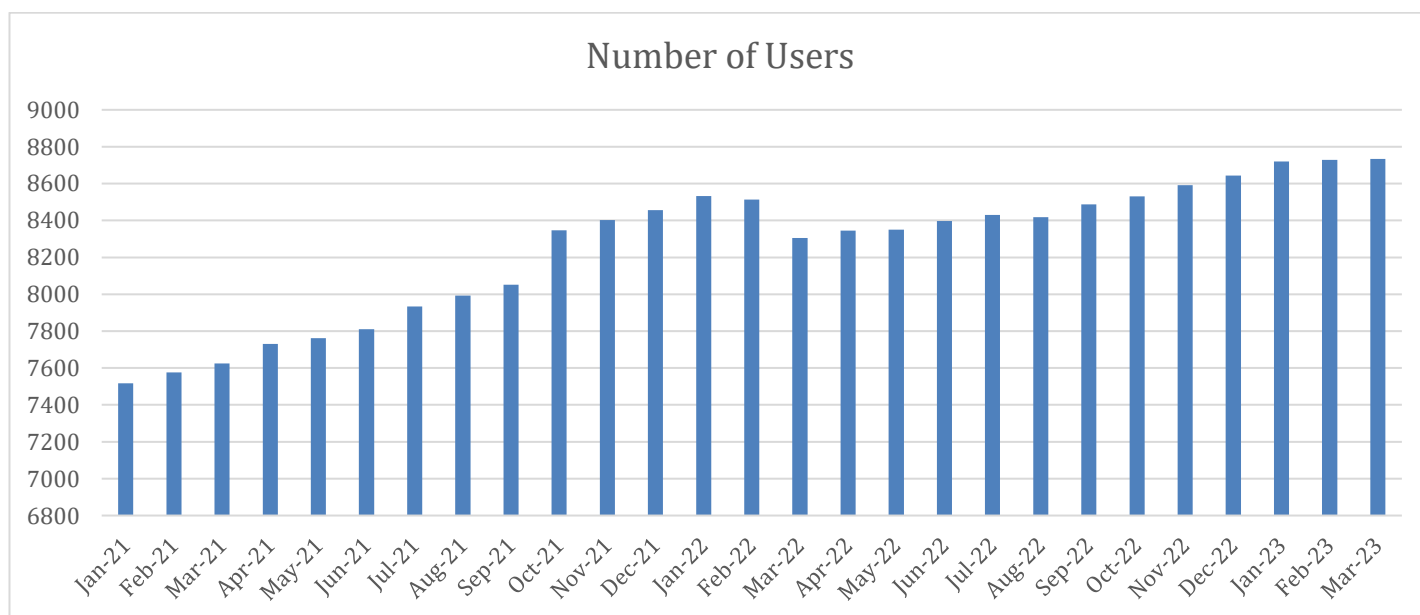
Monthly report for Healthmail, secure clinical email



March 2023

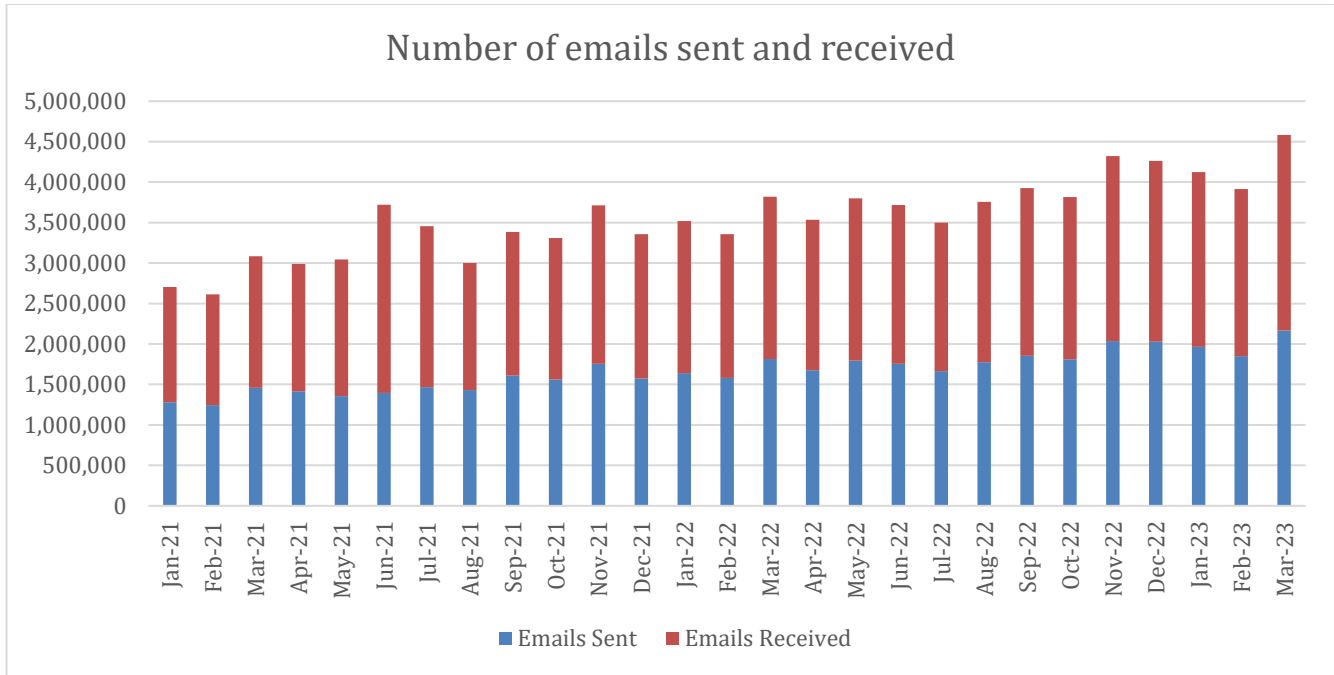
1. Mailboxes by user group

	GP	GP Support	Community Pharmacy	Nursing Home	Optometrist	Dentist	Private Consultant	Physio	Total
March 2023	4169	930	2031	458	137	347	287	374	8733
February 2023	4168	929	2030	455	130	364	281	372	8729
January 2023	4197	927	2025	456	119	357	265	373	8719
December 2022	4155	919	2021	456	116	349	257	370	8643
November 2022	4135	916	2018	455	116	343	243	365	8591
October 2022	4111	913	2016	455	114	336	227	359	8531
September 2022	4099	906	2013	458	112	328	218	353	8487
August 2022	4078	900	2010	457	107	324	201	341	8418
July 2022	4054	968	2008	455	101	316	193	335	8430
June 2022	3993	969	2010	454	108	336	181	346	8397
May 2022	3978	966	2006	454	108	332	174	333	8351
April 2022	3991	966	2017	453	104	323	164	327	8345
March 2022	3979	958	2014	453	104	316	154	327	8305
Feb 2022	3999	974	2015	477	177	402	144	326	8514
Jan 2022	3982	969	2015	483	186	452	124	321	8532
Dec 2021	3951	963	2013	482	183	444	115	305	8456
Nov 2021	3933	960	2009	482	176	441	102	300	8403
Oct 2021	3924	955	2007	481	176	436	105	263	8347
Sept 2021	3913	945	2002	481	176	428	102	5	8052
August 2021	3897	927	2000	481	176	424	88		7993
July 2021	3876	905	1999	481	175	435	62		7933
June 2021	3762	900	2001	480	174	431	62		7810
May 2021	3753	886	1990	480	172	424	57		7762
April 2021	3746	883	1983	480	168	421	50		7731
Mar 2021	3698	875	1952	480	167	418	35		7625
Feb 2021	3687	868	1959	480	166	410			7576
Jan 2021	3652	862	1949	480	161	407			7517



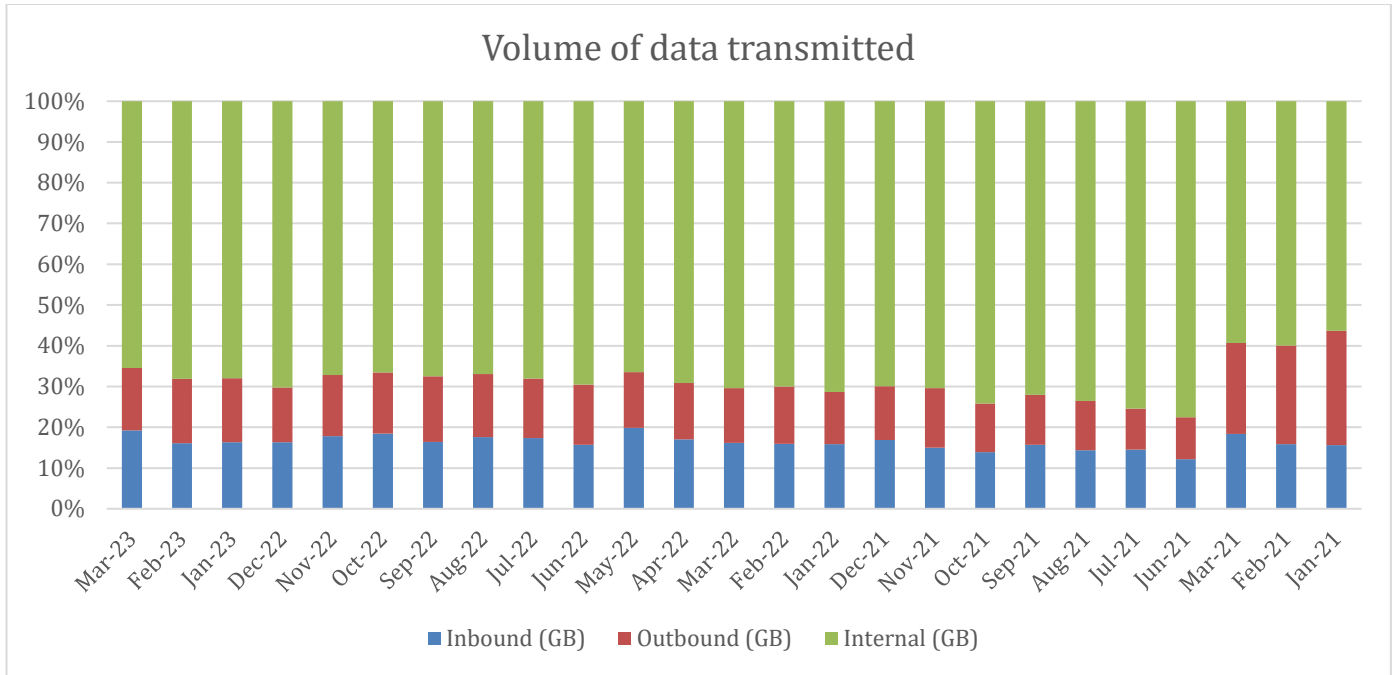
2. Emails Sent and Received

	Emails Sent	Emails Received
March 2023	2,165,573	2,416,252
February 2023	1,847,960	2,065,945
January 2023	1,966,047	2,157,722
December 2022	2,026,737	2,234,920
November 2022	2,037,091	2,284,727
October 2022	1,809,341	2,004,251
September 2022	1,852,456	2,073,589
August 2022	1,774,915	1,981,427
July 2022	1,664,323	1,833,244
June 2022	1,755,037	1,961,541
May 2022	1,795,773	2,005,643
April 2022	1,675,438	1,859,114
March 2022	1,812,480	2,004,979
February 2022	1,582,698	1,772,461
January 2022	1,641,929	1,877,046
December 2021	1,572,882	1,784,611
November 2021	1,753,960	1,959,325
October 2021	1,560,246	1,750,761
September 2021	1,610,071	1,775,753
August 2021	1,430,106	1,570,834
July 2021	1,466,713	1,990,080
June 2021	1,395,648	2,324,410
May 2021	1,357,065	1,685,476
April 2021	1,416,466	1,571,915
March 2021	1,458,672	1,625,185
February 2021	1,244,393	1,370,233
January 2021	1,280,781	1,421,275



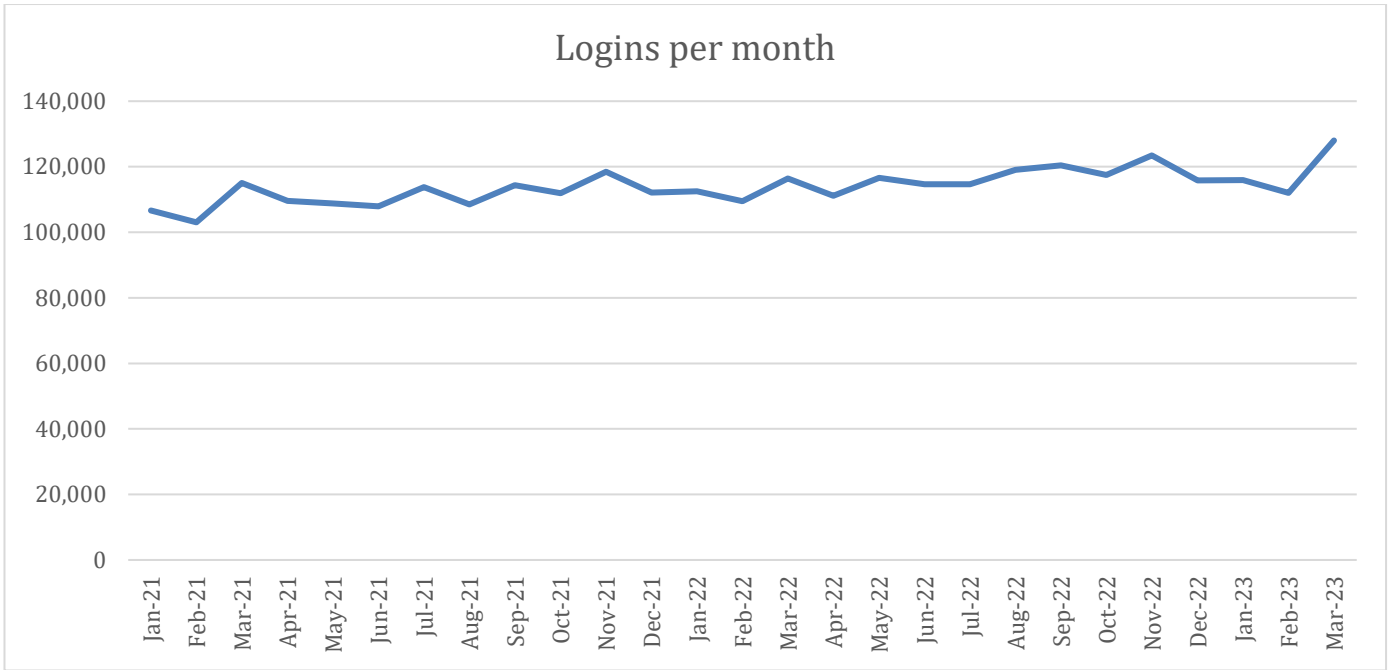
3. Volume of Data Transmitted

	Inbound (GB)	Outbound (GB)	Internal (GB)	Total Volume (GB)
March 2023	69	55	235	359
February 2023	49	48	207	303
January 2023	50	48	208	307
December 2022	46	38	198	282
November 2022	57	48	215	321
October 2022	54	44	195	293
September 2022	52	51	214	317
August 2022	56	49	213	318
July 2022	50	42	196	287
June 2022	47	44	208	299
May 2022	61	42	204	307
April 2022	48	39	195	282
March 2022	48	40	209	297
February 2022	43	38	189	270
January 2022	41	33	184	258
December 2021	41	32	170	242
November 2021	41	40	193	274
October 2021	35	30	187	253
September 2021	41	32	188	261
August 2021	32	27	164	223
July 2021	36	25	187	248
June 2021	33	28	211	271
March 2021	52.6	63.8	170	286.55
February 2021	39.2	59.6	148	247
January 2021	40.6	73	146.7	260.3



4. Number of Logins

	Logins
March 2023	128,009
February 2023	112,016
January 2023	115,907
December 2022	115,841
November 2022	123,484
October 2022	117,459
September 2022	120,389
August 2022	119,077
July 2022	114,612
June 2022	114,697
May 2022	116,590
April 2022	111,123
March 2022	116,372
February 2022	109,522
January 2022	112,515
December 2021	112,083
November 2021	118,488
October 2021	111,892
September 2021	114,390
August 2021	108,539
July 2021	113,754
June 2021	107,871
May 2021	108,796
April 2021	109,593
March 2021	115,085
February 2021	103,038
January 2021	106,629



5. Emails to Pharmacies

	Emails
March 2023	1,857,429
February 2023	1,590,945
January 2023	1,639,881
December 2022	1,798,401
November 2022	1,766,822
October 2022	1,563,919
September 2022	1,597,719
August 2022	1,529,068
July 2022	1,444,202
June 2022	1,598,500
May 2022	1,575,593
April 2022	1,474,252
March 2022	1,607,030
February 2022	1,382,590
January 2022	1,453,194
December 2021	1,376,135
November 2021	1,527,785
October 2021	1,360,620
September 2021	1,407,880
August 2021	1,270,983
July 2021	1,279,766
June 2021	1,231,226
May 2021	1,196,222
April 2021	1,243,382

March 2021	1,286,687
February 2021	1,097,751
January 2021	1,139,303

