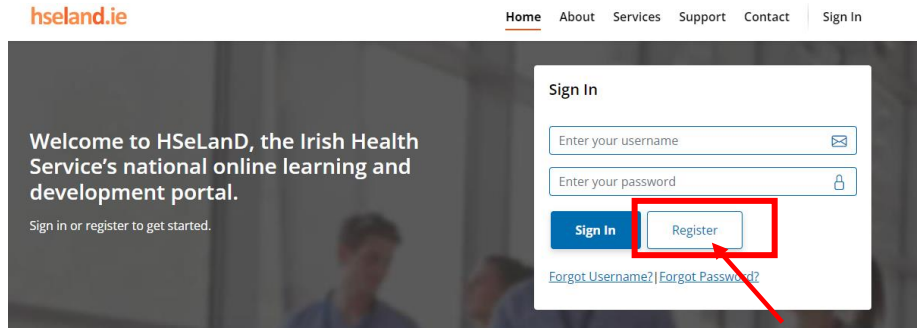


# How to register on HSEland – eHealth Staff

1. Log into HSEland by following this link: <https://www.hseland.ie/dash/Account/Login> and edit your profile by selecting register

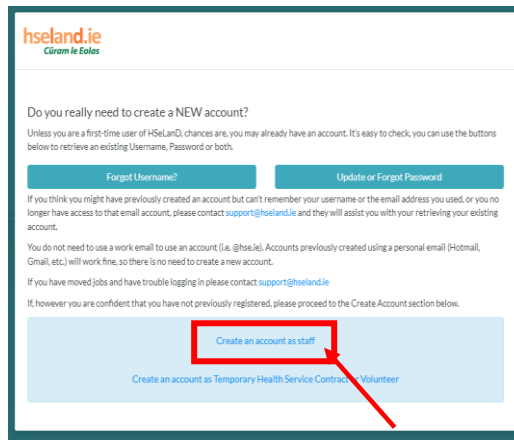


## Supporting learning and development for health and social care staff

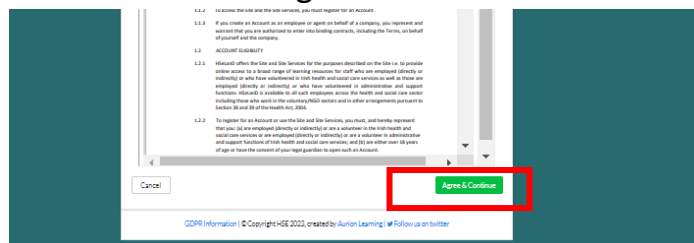


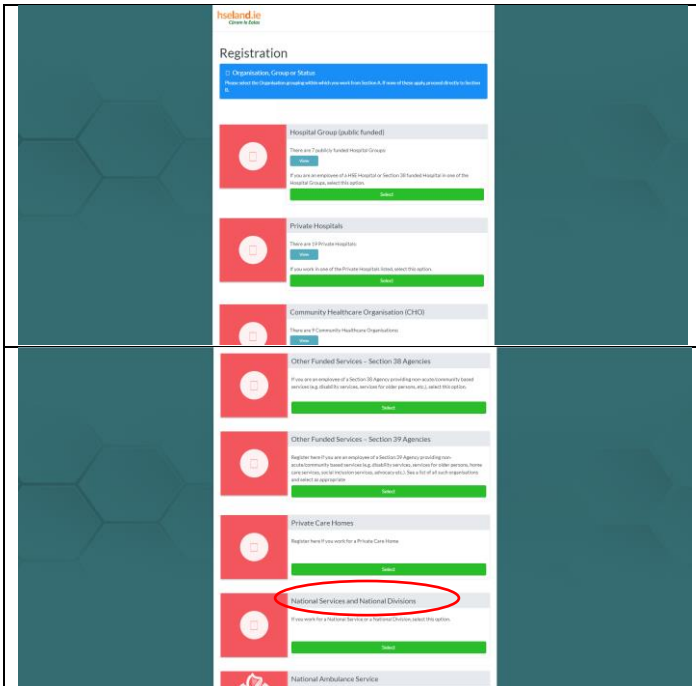
Learn more about HSEland and our services →

2. Select create an account as staff.

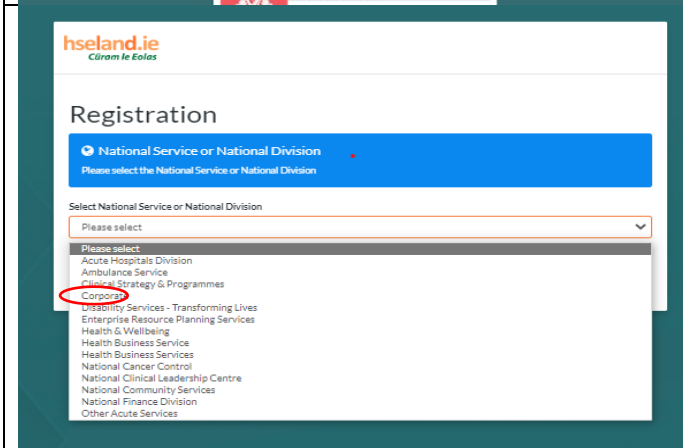


3. Read through the following terms and conditions and when complete select agree and continue.





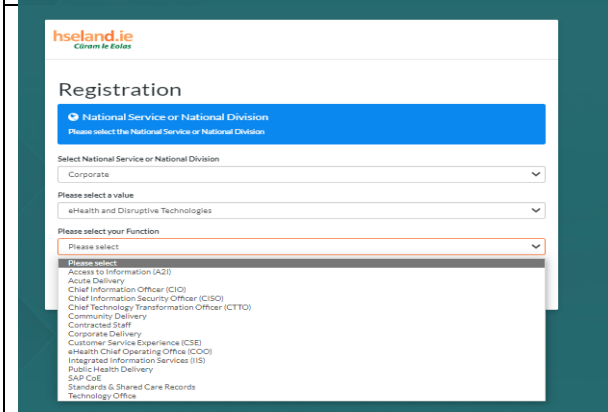
4. Select **National Services and National Divisions**



5. Select corporate. Select .

If you need to make any changes

select  and update



6. Select your function

7. You will then be presented with the different sections within eHealth and Disruptive Technologies. Select your area and where available your further section. Please see below bullets to define your section.

❖ **National Services and National Divisions**

➤ **Corporate**

○ **Ehealth**

Select your Function:

**CTTO**

- Transformation & Strategy Office
- Transformation – Solution Architecture
- User Experience

**Community Delivery**

- Community IT
- Delivery Team
- ECC Programme
- ePharmacy
- ICCMS
- Primary Care
- Public Care
- SCS – CMS
- Social Care
- TeleHealth
- WRE

**Acute Delivery**

- Acute Delivery
- Critical Care
- IPMS
- Med Lis
- MN CMS
- NCIS
- NIMIS

**Corporate Delivery**

- Corporate Services
- RPA – Intelligence
- Automation & CRM Solutions

**Customer Service Experience (CSE)**

- Service Operations
- Service Transition
- Strategic Applications Service

**eHealth Chief Operating Office (COO)**

- **Business Operations**
  - Employee Relations
  - Executive Support
  - Finance
  - Finance & Mobile Telephony
  - Hr & Recruitment
  - Training, Development & Communications
- **Office 365**
- **Planning & Portfolio Management (PPM)**
- **Programme Management Office (PMO)**
- **Resource Augmentation Services**

**Integrated Information Services (IIS)**

- Data Governance & Enabling Services
- Data Operations
- Health Performance & Visualisation Platform (HPVP)

**Technology Office**

- Business Enterprise Solution
- Cloud Platforms
- Health IRL
- Networks
- Portfolio Management
- Technology & Deployment

**SAP COE**

- Business Delivery, Finance & Procurement
- Business Support
- New Developments
- Quality Assurance
- SAP Business Intelligence Unit
- SAP Transformation & Continuous Change
- Technology & Infrastructure

**Standards and Shared Care**

- NRC & Clinical Terminology
- Shared Care Records
- Technical Architecture

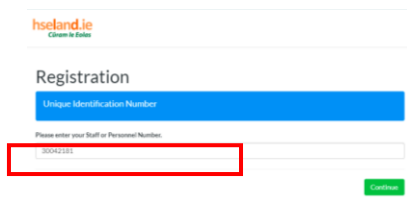
**CIO**

**A2i**

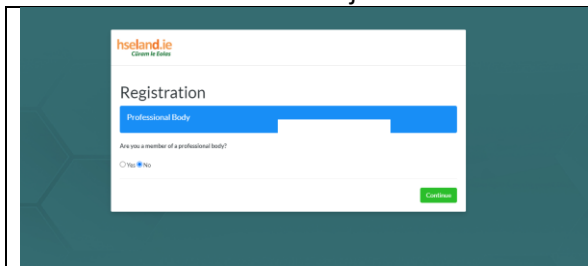
**Public Health Delivery**

**Contracted Staff**

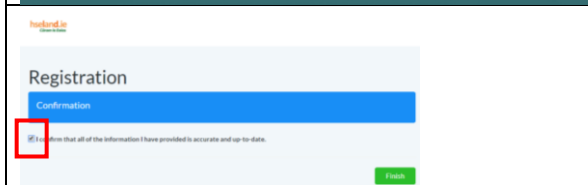
8. Please provide your Personnel Number and select **Continue**.



9. You will be presented with further registration screens, update if required and press **Continue** or if no adjustments are needed just press the **Continue** button.



10. Select that you are not a professional body  
11. The last screen you will be presented with is the confirmation screen. Tick the box to confirm that all the information you have provided is accurate and up-to-date and press **Finish**



If you are experiencing any difficulty with the above steps, please email [eHealth.Training@hse.ie](mailto:eHealth.Training@hse.ie) and one of the eHealth Training & Development team members will assist you